

AVERAGE TIME

CHALLENGE LEVEL

2
HOURS



Simple Techniques - Stunning Effects

IN MY MOM ERA PLATE



MATERIALS

CCX151 10" Coupe Plate
Medium Brush
Small Brush
Liner Brush
Fan Brush
NCR Pattern
Ballpoint Pen

COLORS

CMM 14 - Gum Drop
CMM 19 - Banana Boat
CMM 55 - Sea Mist
CMM 91 - Blue Ice
CMM 5 - Coral Reef
CMM 16- Chiffon
CMM 76 - Lemon Mist
CMM 3 - Carnation

Color Me Mine®

© 1998-2024 Color Me Mine Enterprises, Inc. All Rights Reserved.

INSTRUCTIONS






1. Thin down some Gum Drop paint with 60% paint to 40% water. Use a fanbrush to apply two coats of the watered-down paint to the top of the plate.
2. Allow the background to dry for a few minutes.
3. Apply the NCR pattern of the words to the center of the plate by pressing firmly with a ballpoint pen as you trace over the lines.
4. Use the NCR pattern to fill in the remainder of the plate with different-sized flowers, allowing the flowers to go off the edge of the plate.
5. Fill in the letters, smiley face, and peace hand with 3 coats of your desired colors using a small brush. We used: Sea Mist, Banana Boat, Coral Reef, and Blue Ice.
6. When you fill in the smiley face, leave the eyes and mouth unpainted. They'll show up in the same color as the background of the plate after firing.
7. Paint the flowers with three coats of your desired colors, selecting from Chiffon, Lemon Mist, and Carnation. Choosing lighter colors than the letters will help the letters pop.
8. Use a detail brush to fill in the centers of the flowers with 3 coats of either Sea Mist, Coral Reef, Banana Boat, or Blue Ice.
9. Use a liner brush to outline the peace hand. Select a color that contrasts the color you painted the hand, we use Coral Reef.

TIPS

- Three coats of paint on the letters and flowers will result in a vibrant solid color.
- If you decide to change up the colors, make sure to paint the background in a light color, the flowers in medium colors, and the letters in darker colors. This will ensure that everything pops.

Color Me Mine[®]

IN MY
MOM
ERA



Color Me Mine®